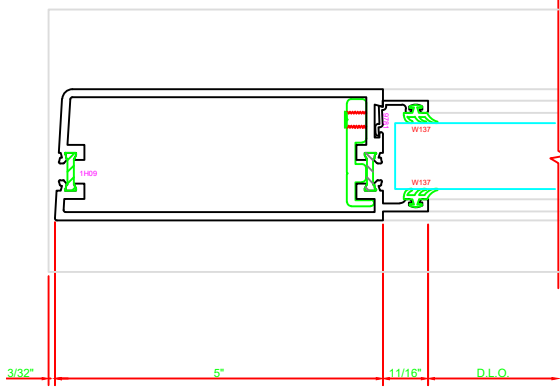


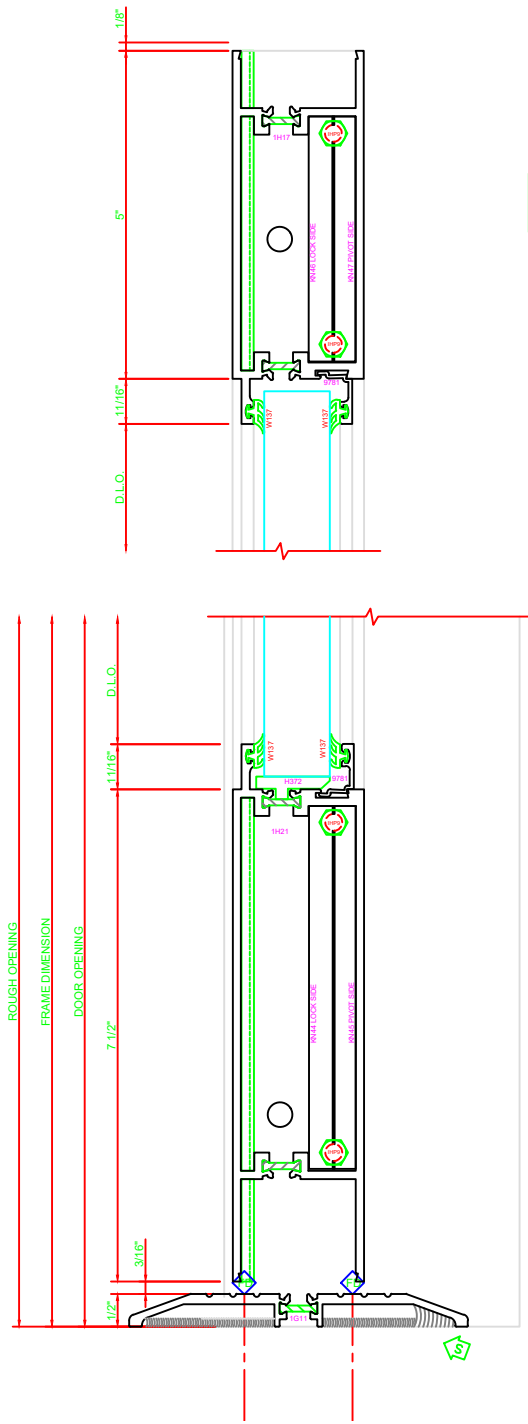
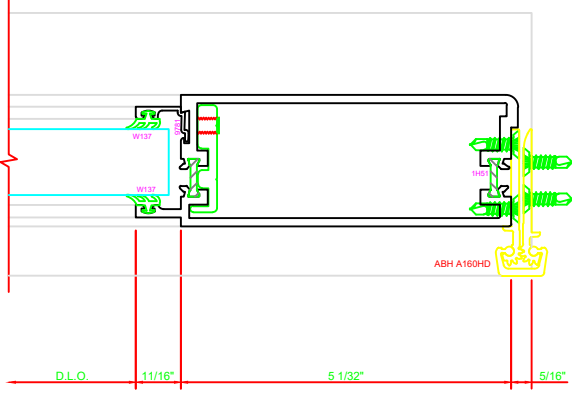
300	STILE
	S/A D502 FOR OFFSET PIVOTS

ERASE NOTE
BUTT HINGES CAN NOT BE USED
WITH THERMASTILE DOORS



318	STILE
	S/A D502 FOR EFCO STANDARD ABH A160HD CONTINUOUS HINGE

ERASE NOTE
STANDARD CONTINUOUS
HINGE AND STILE



100	TOP RAIL
	S/A D502

ERASE NOTE
TOP RAIL FOR SURFACE CLOSERS
OR DORMA TYPE C.O.C., NOT LCN
C.O.C.

200	BOTTOM RAIL
	S/A D502