

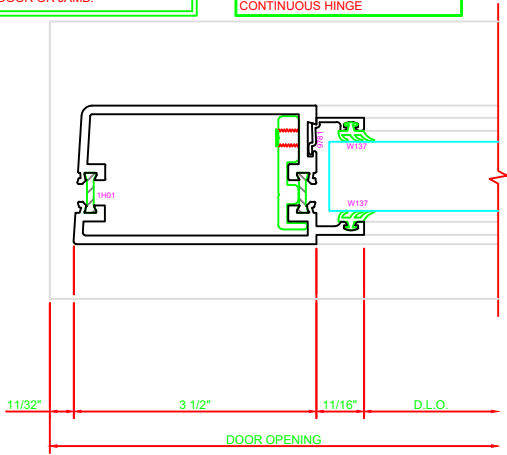
302 STILE
S/A D302 CONTINUOUS HINGE

ERASE NOTE

THIS IS A BUY OUT OR CUSTOMER SUPPLIED HINGE. CHECK PROFILE AND CLEARANCE BEFORE USING THIS DETAIL. CHECK FASTENER LOCATIONS OF HINGE FOR INTERFERENCE AT DOOR OR JAMB.

ERASE NOTE

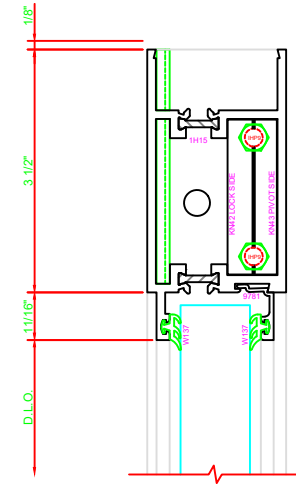
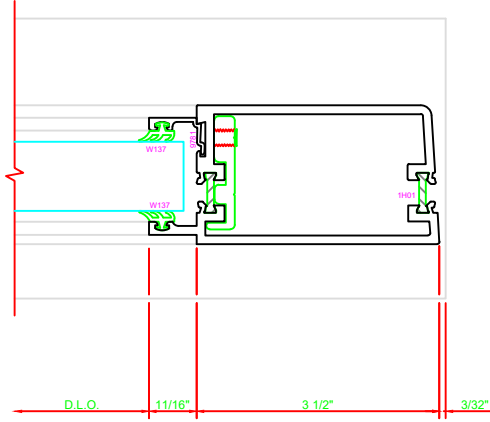
STILE FOR CUSTOMER SUPPLIED CONTINUOUS HINGE



301 STILE
S/A D302 FOR OFFSET PIVOTS

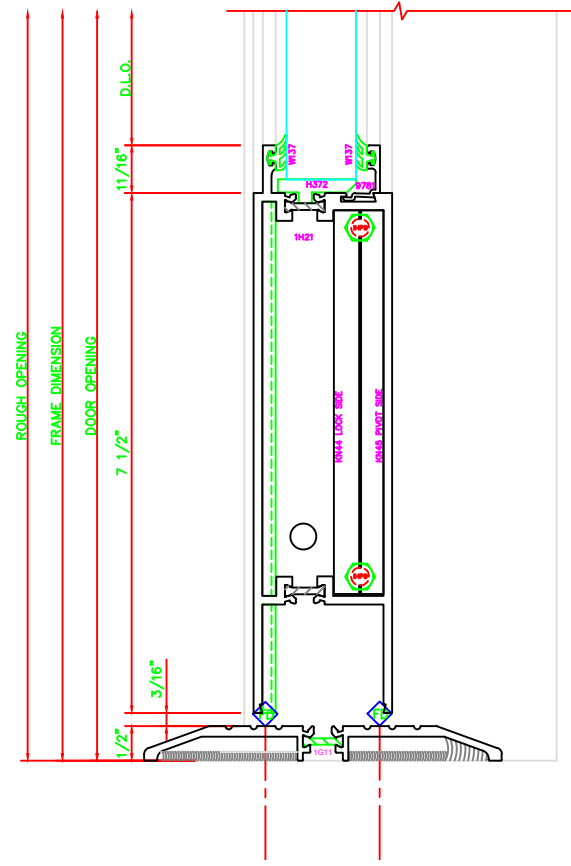
ERASE NOTE

BUTT HINGES CAN NOT BE USED WITH THERMASTILE DOORS



100 TOP RAIL
S/A D302

ERASE NOTE
TOP RAIL FOR SURFACE CLOSERS, OR DORMA TYPE C.O.C., NOT LCN C.O.C.



200 BOTTOM RAIL
S/A D302