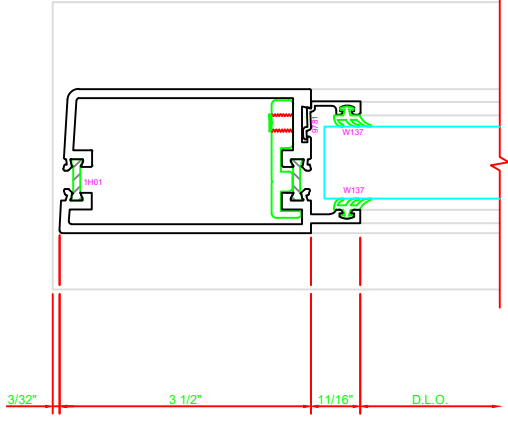


**300 STILE**  
S/A D302 FOR OFFSET PIVOTS

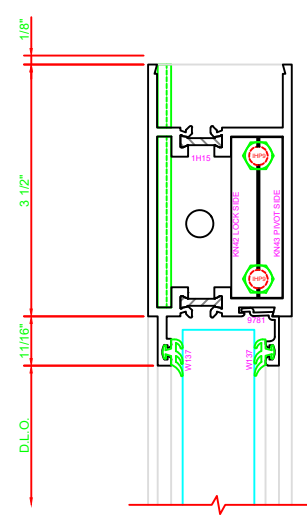
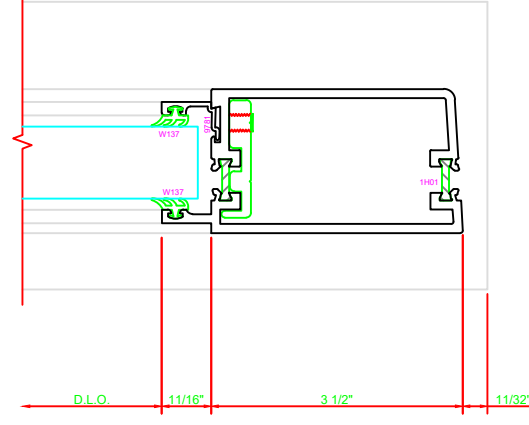
**ERASE NOTE**  
BUTT HINGES CAN NOT BE USED WITH THERMASTILE DOORS



**303 STILE**  
S/A D302 CONTINUOUS HINGE

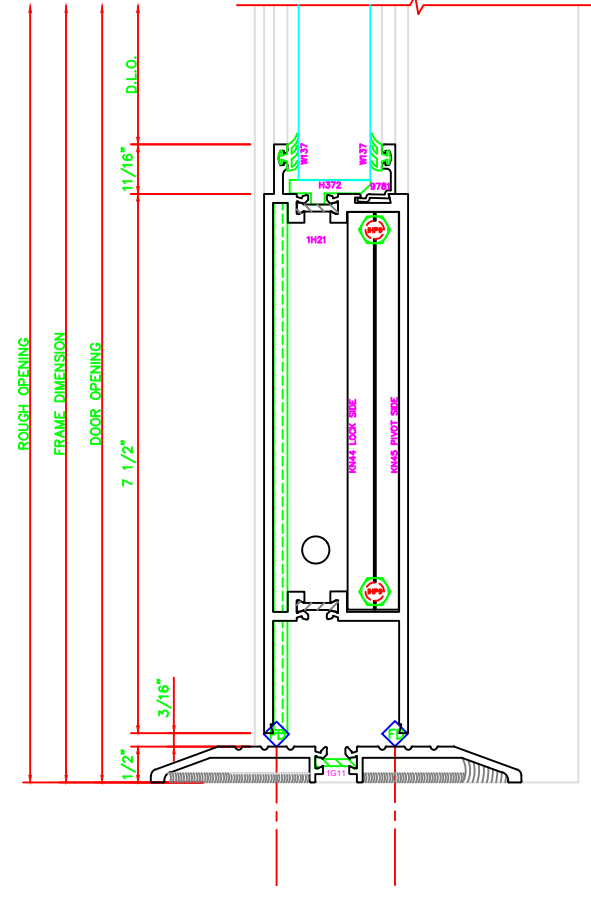
**ERASE NOTE**  
STILE FOR CUSTOMER SUPPLIED CONTINUOUS HINGE

**ERASE NOTE**  
THIS IS A BUY OUT OR CUSTOMER SUPPLIED HINGE. CHECK PROFILE AND CLEARANCE BEFORE USING THIS DETAIL. CHECK FASTENER LOCATIONS OF HINGE FOR INTERFERENCE AT DOOR OR JAMB.



**100 TOP RAIL**  
S/A D302

**ERASE NOTE**  
TOP RAIL FOR SURFACE CLOSERS OR DORMA TYPE C.O.C., NOT LCN C.O.C.



**200 BOTTOM RAIL**  
S/A D302