

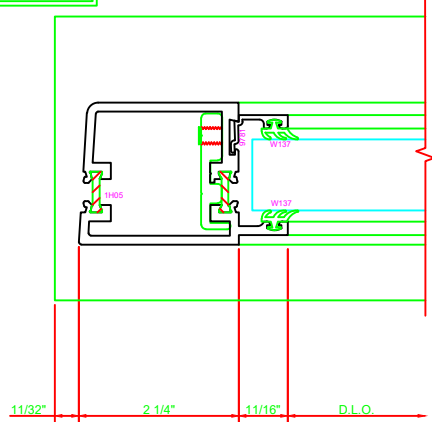
302	STILE
	S/A D202 CONTINUOUS HINGE

ERASE NOTE

THIS IS A BUY OUT OR CUSTOMER SUPPLIED HINGE. CHECK PROFILE AND CLEARANCE BEFORE USING THIS DETAIL. CHECK FASTENER LOCATIONS OF HINGE FOR INTERFERENCE AT DOOR OR JAMB.

ERASE NOTE

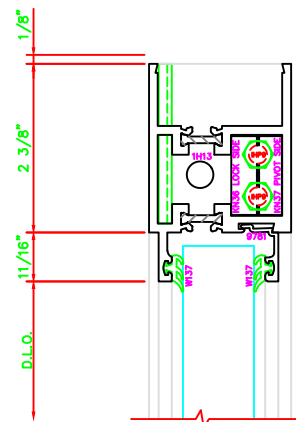
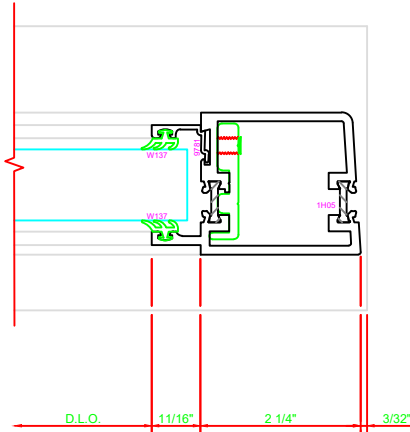
STILE FOR CUSTOMER SUPPLIED CONTINUOUS HINGE



301	STILE
	S/A D202 FOR OFFSET PIVOTS

ERASE NOTE

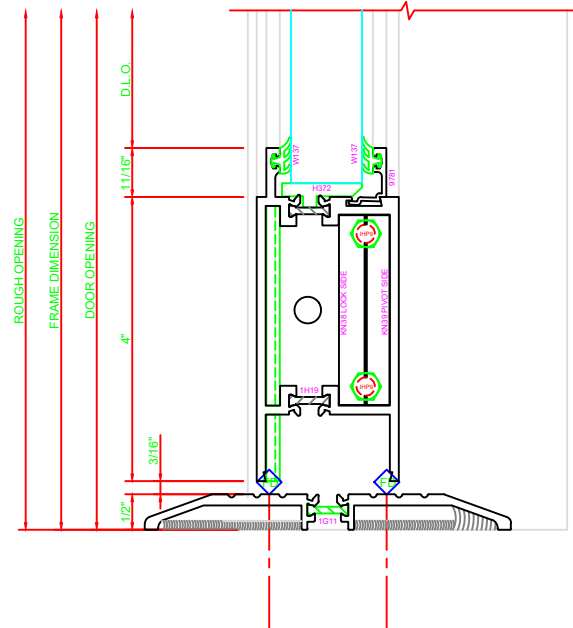
BUTT HINGES CAN NOT BE USED WITH THERMASTILE DOORS



100	TOP RAIL
	S/A D202

ERASE NOTE

TOP RAIL FOR SURFACE CLOSERS, OR DORMA TYPE C.O.C., NOT LCN C.O.C.



200	BOTTOM RAIL
	S/A D202